






















































	Model	Hole-to-Hole Length (mm)	Hole-to-Hole Length (inches)	Overall Length (mm)	Overall Length (inches)	Finish
	1870	96	3.8	128	5.0	CR/NB
		192	7.6	224	8.8	CR/NB
		288	11.3	320	12.6	CR/NB
	1877	32	1.3	50	2.0	CR/NB
		128	5.0	178	7.0	CR/NB
		192	7.6	242	9.5	CR/NB
		288	11.3	338	13.3	CR/NB
	1880	64	2.5	76	3.0	CR/NB
		160	6.3	172	6.8	CR/NB
		256	10.1	268	10.6	CR/NB
	4025	160	6.3	185	7.3	CR/NB
		224	8.8	258	10.2	CR/NB
	5110	96	3.8	122	4.8	CR-CB/NB
		160	6.3	186	7.3	CR-CB/NB
		256	10.1	282	11.1	CR-CB/NB
	5300	128	5.0	198	7.8	CR/NB
		192	7.6	262	10.3	CR/NB
		320	12.6	390	15.4	CR/NB
	6500	16	0.6	30	1.2	CR/NB
	6513	32	1.3	50	2.0	CR/NB
	6515	40	1.6	50	2.0	CR/NB
	6515	40	1.6	50	2.0	BN - Black Nickel
	6520	50	2.0	60	2.4	CR/NB
	6530	32	1.3	60	2.4	CR/NB
		32	1.3	80	3.2	CR/NB

	Model	Hole-to-Hole Length (mm)	Hole-to-Hole Length (inches)	Overall Length (mm)	Overall Length (inches)	Finish
	6535	64	2.5	160	6.3	CR/NB/ BN
	6537	32	1.3	160	6.3	CR/NB
	6575	96	3.8	134	5.3	CR/NB
		160	6.3	204	8.0	CR/NB
	6665	128	5.0	197	7.8	CR-CB/NB
		192	7.6	261	10.3	CR-CB/NB
		288	11.3	357	14.1	CR-CB/NB
	6765	160	6.3	170	6.7	NB
	6806	32	1.3	50	2.0	CR/NB
		160	6.3	178	7.0	CR/NB
	6920	32	1.3	150	5.9	CR/NB
	6945	96	3.8	150	5.9	CR/NB
	7040	224	8.8	232	9.1	CR/NB
		320	12.6	328	12.9	CR/NB
	7045	96	3.8	185	7.3	CR/NB
	7060	224	8.8	297	11.7	CR/NB
		352	13.9	397	15.6	CR/NB
		448	17.7	497	19.6	CR/NB
	7065	288	11.3	297	11.7	CR/NB
		384	15.1	397	15.6	CR/NB
		480	18.9	497	19.6	CR/NB

	Model	Hole-to-Hole Length (mm)	Hole-to-Hole Length (inches)	Overall Length (mm)	Overall Length (inches)	Finish
	7209	32	1.3	60	2.4	CR/NB
	7210	32	1.3	60	2.4	CR/NB
	7223	128	5.0	135	5.3	CR/NB
		192	7.6	199	7.8	CR/NB
	7225	128	5.0	135	5.3	CR/NB
		192	7.6	199	7.8	CR/NB
	7260	16	0.6	40	1.6	CR/NB
		16	0.6	60	2.4	CR/NB
	7275	192	7.6	220	8.7	CR/NB
		320	12.6	340	13.4	CR/NB
		448	17.7	480	18.9	CR/NB
	7279	192	7.6	220	8.7	CR/NB
		320	12.6	340	13.4	CR/NB
		448	17.7	480	18.9	CR/NB
	7281	192	7.6	220	8.7	CR/NB
		256	10.1	280	11.0	CR/NB
		384	15.1	410	16.2	CR/NB
	7287	192	7.6	210	8.3	CR/NB
		288	11.3	300	11.8	CR/NB
		384	15.1	400	15.8	CR/NB
	7293	192	7.6	220	8.7	CR/NB
		256	10.1	280	11.0	CR/NB
		384	15.1	410	16.2	CR/NB
	7298	160	6.3	200	7.9	CR/NB
		288	11.3	328	12.9	CR/NB
		352	13.9	392	15.4	CR/NB
	7300	224	8.8	250	9.9	CR/NB
		288	11.3	330	13.0	CR/NB
		416	16.4	460	18.1	CR/NB

	Model	Hole-to-Hole Length (mm)	Hole-to-Hole Length (inches)	Overall Length (mm)	Overall Length (inches)	Finish
	7310	128	5.0	180	7.1	CB
		192	7.6	250	9.9	CR/NB
		288	11.3	330	13.0	CR/NB
		416	16.4	460	18.1	CR/NB/CB
	7315	192	7.6	250	9.9	CR/NB
		288	11.3	330	13.0	CR/NB
		416	16.4	460	18.1	CR/NB
	7327	192	7.6	224	8.8	CR/NB
		288	11.3	320	12.6	CR/NB
		384	15.1	416	16.4	CR/NB
		480	18.9	512	20.2	CR/NB
		768	30.3	832	32.8	CR/NB
	7341	160	6.3	170	6.7	CR/NB
		224	8.8	234	9.2	CR/NB
		288	11.3	298	11.7	CR/NB
	7347	16	0.6	138	5.4	CR/NB
	7350	192	7.6	202	8.0	CR/NB
		256	10.1	266	10.5	CR/NB
		320	12.6	330	13.0	CR/NB
	7365	128	5.0	170	6.7	CR/NB
		224	8.8	266	10.5	CR/NB
		352	13.9	394	15.5	CR/NB
	7440	64	2.5	76	3.0	CR/NB
		128	5.0	140	5.5	CR/NB
		224	8.8	236	9.3	CR/NB
	7443	160	6.3	180	7.1	CR/NB
		256	10.1	280	11.0	CR/NB
		352	13.9	380	15.0	CR/NB
	7461	192	7.6	210	8.3	CR/NB
		320	12.6	338	13.3	CR/NB
	7475	128	5.0	165	6.5	CR

	Model	Hole-to-Hole Length (mm)	Hole-to-Hole Length (inches)	Overall Length (mm)	Overall Length (inches)	Finish
	7490	224	8.8	241	9.5	CR/NB
		320	12.6	341	13.4	CR/NB
	7509	192	7.6	212	8.4	CR/NB
		320	12.6	340	13.4	CR/NB
	7527	224	8.8	232	9.1	CR/NB
		320	12.6	328	12.9	CR/NB
	7533	128	5.0	160	6.3	CR/NB
		224	8.8	260	10.2	CR/NB
		320	12.6	370	14.6	CR/NB
	7605	160	6.3	172	6.8	CR/NB
		256	10.1	268	10.6	CR/NB
		320	12.6	332	13.1	CR/NB
	7614	288	11.3	300	11.8	CR/BL
		384	15.1	396	15.6	CR/BL
	7663	224	8.8	236	9.3	CR/NB
		416	16.4	428	16.9	CR/NB
		576	22.7	588	23.2	CR/NB
	7671	256	10.1	268	10.6	CR/NB
		352	13.9	364	14.3	CR/NB
		448	17.7	460	18.1	CR/NB
	7672	256	10.1	268	10.6	CR/NB
		352	13.9	364	14.3	CR/NB
		448	17.7	460	18.1	CR/NB
	7675	320	12.6	332	13.1	CR/NB
		416	16.4	428	16.9	CR/NB
		512	20.2	524	20.6	CR/NB
	7857	160	6.3	240	9.5	CR/NB
		288	11.3	367	14.5	CR/NB
		416	16.4	496	19.5	CR/NB

HARDWARE DISCOUNTS

151 - 500 PIECES	10% DISCOUNT
501 - 1000 PIECES	20% DISCOUNT
1001 +	30% DISCOUNT

CR = BRIGHT POLISHED CHROME

NB = BRUSHED NICKEL

CB = BRUSHED CHROME

BL = BLACK